

# Wisconsin

## Institute of Museum and Library Services Funding Report: FY 2011 - 2016

The Institute of Museum and Library Services (IMLS) helps ensure that all Americans have access to museum, library, and information services. IMLS is an independent grantmaking agency and the primary source of federal support for the nation's approximately 123,000 libraries and 35,000 museums. The agency supports innovation, lifelong learning, and entrepreneurship, enabling museums and libraries to deliver services that make it possible for communities and individuals to thrive.

### IMLS Investments

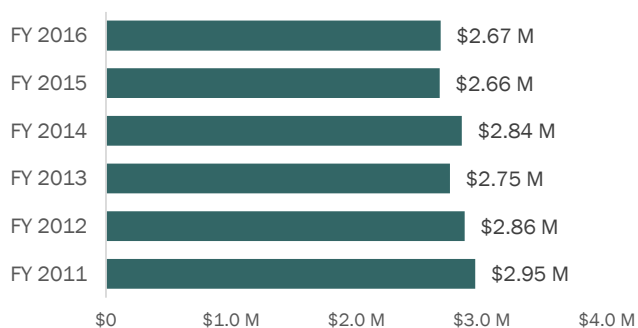
IMLS Investments: FY 2011-2016

	# Projects or Awards	Federal Funding	% of Federal \$	Non-Federal Contribution \$	Total \$
Grants to States, Libraries	391 *	\$16,729,127	73%	\$84,010,000 *	\$100,739,127
Competitive Awards to Museums & Libraries	74	\$6,049,353	27%	\$2,903,987	\$8,953,340
<b>Total</b>	<b>465</b>	<b>\$22,778,480</b>	<b>100%</b>	<b>\$86,913,987</b>	<b>\$109,692,467</b>

\* FY 2016 data for the Grants to States, Libraries count of projects and non-federal contribution are not yet available. Figures shown here only include FY 2011-2015.

### Grants to State Library Administrative Agencies

Grants to States Awards (LSTA):  
FY 2011-2016

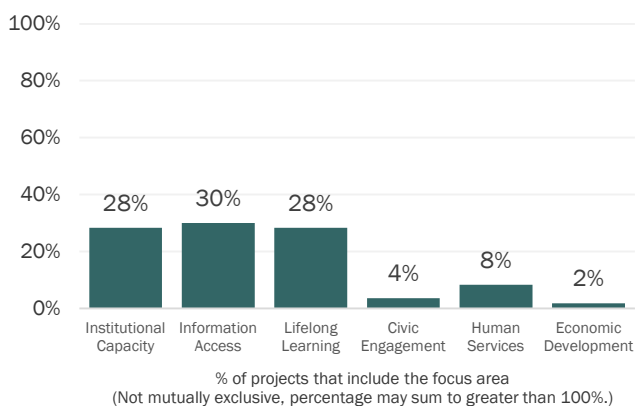


The Library Grants to States Program, supported by the Library Services and Technology Act (LSTA), is IMLS's largest program and provides grants to every state using a population-based formula. State Library Administrative Agencies (SLAAs) provide IMLS with a five-year plan and use subawards and statewide projects to improve library services.

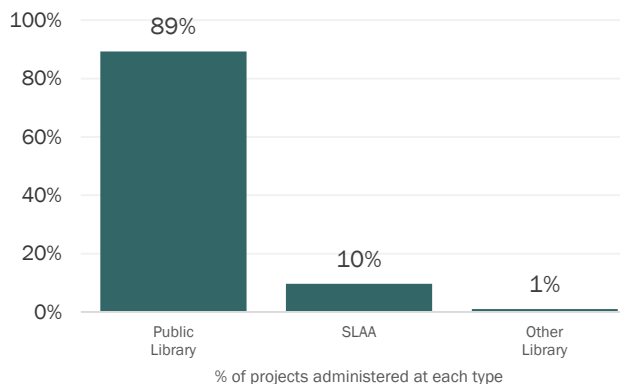
In FY 2014, IMLS's \$2.84 million grant to the SLAA leveraged approximately \$19.00 million in support from the state that year for library services through the SLAA.

Between FY 2014-2015, Wisconsin's projects were roughly evenly focused on improving patrons' information access, libraries' institutional capacity and patrons' lifelong learning (i.e., formal education, general knowledge, and skills). Nearly 90 percent (89%) of these projects were administered at public libraries.

Wisconsin Grants to States Project Award Objectives: FY 2014-2015



Wisconsin Grants to States Project Awards by Grantee Library Type: FY 2011-2015



## Competitive Awards to Museums and Libraries

IMLS administers competitive grant programs that help museums and libraries offer learning experiences, support community and civic engagement, care for collections, and provide digital access to content. More than \$6 million was awarded through 74 grants to libraries and museums in Wisconsin in FY 2011-2016, including two National Medals for Museum and Library Service.

Competitive Awards: FY 2011-2016

Sector	# of Awards	Federal \$	% of Federal \$	Non-Federal Contribution \$	Total \$
Libraries	44	\$3,593,402	59%	\$1,050,654	\$4,644,056
Museums	30	\$2,455,951	41%	\$1,853,333	\$4,309,284
<b>Total</b>	<b>74</b>	<b>\$6,049,353</b>	<b>100%</b>	<b>\$2,903,987</b>	<b>\$8,953,340</b>

## All Organizations Receiving Competitive Awards

For details about each award, see the *Awarded Grants Search* at <https://www.imls.gov/grants/awarded-grants>

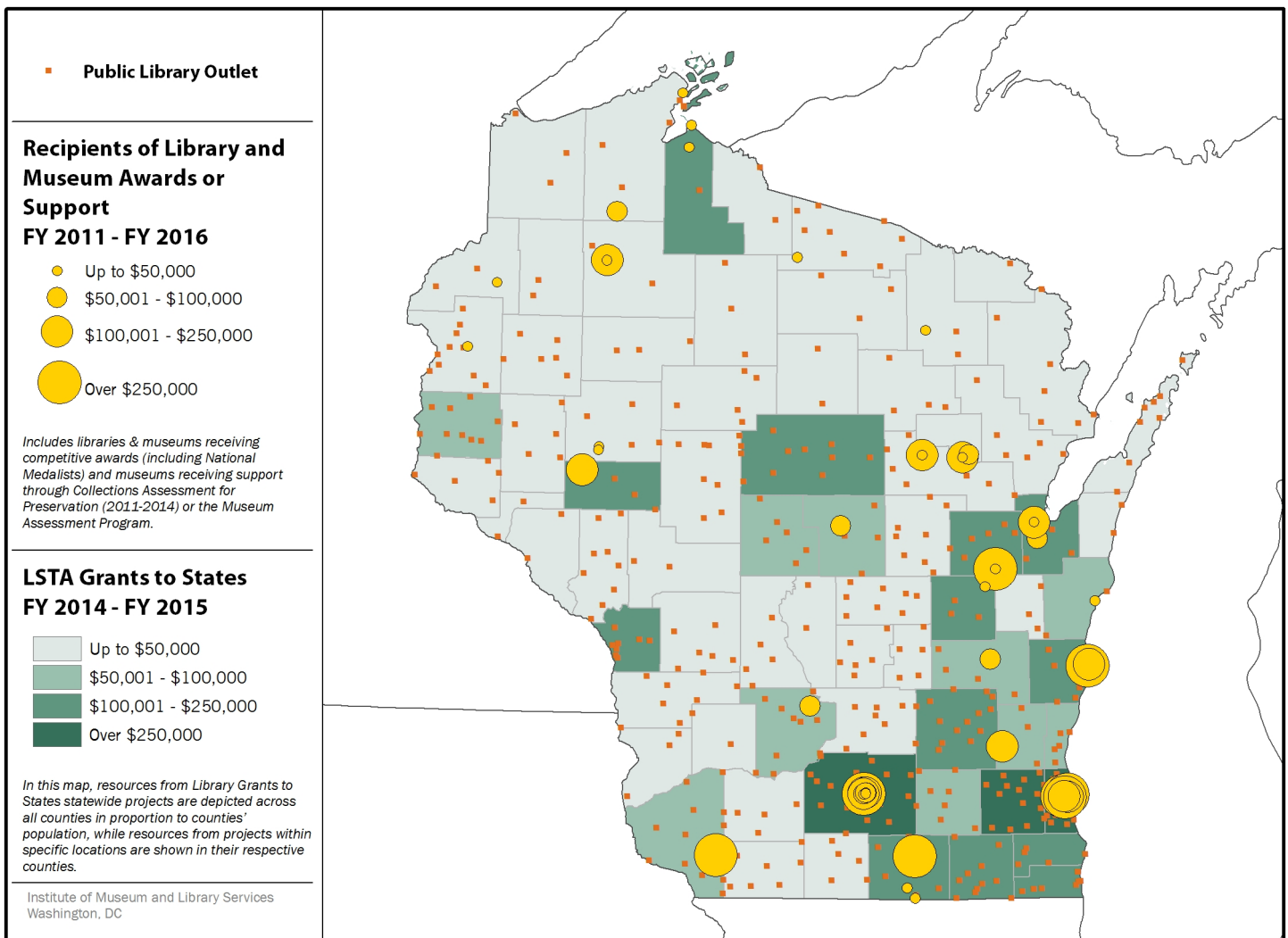
- Bad River Band of Lake Superior Tribe of Chippewa Indians—Odanah, WI
- Beloit College—Beloit, WI
- Board of Regents of the University of Wisconsin System—Milwaukee, WI
- Cable Museum of Natural History—Cable, WI
- Children's Museum of Fond du Lac—Fond du Lac, WI
- Chippewa Valley Museum—Eau Claire, WI
- City of Madison—Madison, WI
- College of Menominee Nation—Keshena, WI
- Cooperative Educational Service Agency—Chippewa Falls, WI
- Forest County Potawatomi Community—Crandon, WI
- International Crane Foundation—Baraboo, WI
- John Michael Kohler Arts Center—Sheboygan, WI
- Lac Courte Oreilles Tribal Governing Board—Hayward, WI
- Lac du Flambeau Bd of Lake Superior Chippewa—Lac du Flambeau, WI
- Madison Art Center—Madison, WI
- Madison Children's Museum—Madison, WI
- Manitowoc Maritime Museum—Manitowoc, WI
- Menominee Indian Tribe of Wisconsin—Keshena, WI
- Milwaukee Art Museum—Milwaukee, WI
- Milwaukee Public Museum—Milwaukee, WI
- Oneida Tribe of Indians of Wisconsin—Green Bay, WI
- Red Cliff Band of Lake Superior Chippewa—Bayfield, WI
- St. Croix Chippewa Indians of Wisconsin—Webster, WI
- State Historical Society of Wisconsin—Madison, WI
- Stockbridge Munsee Community—Bowler, WI
- University of Wisconsin - Madison—Madison, WI
- Wisconsin Department of Veterans Affairs—Madison, WI

## Museum Assessment Programs

IMLS funds two museum assessment programs benefiting thousands of primarily small and medium-sized museums. First offered in 1981, the Museum Assessment Program (MAP) helps museums strengthen operations, plan for the future, and meet professional standards. The Collections Assessment for Preservation (CAP) program, initially launched in 1990, provides museums with an analysis of the condition of their collections and building systems to improve the long term care of these community resources. The Wisconsin museums participating in MAP or CAP since FY 2011 are:

- Charles Allis and Villa Terrace Museums—Milwaukee, WI
- Chippewa County Historical Society—Chippewa Falls, WI
- Haggerty Museum of Art Marquette University—Milwaukee, WI
- Jewish Museum Milwaukee—Milwaukee, WI
- Mining & Rollo Jamison Museums—Platteville, WI
- Museum of Wisconsin Art—West Bend, WI
- NAICC Native American Museum—Ashland, WI
- Neenah Historical Society—Neenah, WI
- Oshkosh Public Museum—Oshkosh, WI
- Outagamie County Historical Society—Appleton, WI
- Paul Bunyan Logging Camp Museum—Eau Claire, WI
- Polk County Museum—Balsam Lake, WI
- Rock County Historical Society—Janesville, WI
- Sheboygan County Historical Society and Museum—Sheboygan, WI
- St. Norbert College Art Galleries and Collections—De Pere, WI
- Taliesin—Spring Green, WI
- The Captain Frederick Pabst Mansion—Milwaukee, WI
- UWSP Museum of Natural History—Stevens Point, WI
- Wisconsin Automotive Museum—Hartford, WI
- Wright Museum of Art - Beloit College—Beloit, WI
- Wriston Art Center Galleries Lawrence University—Appleton, WI

## Geographic Distribution of IMLS Funds in Wisconsin



Geographic Distribution of IMLS Funds in Wisconsin (see below heading "Data Tables" for underlying data)

### Data Sources and Notes

- IMLS Investments:** Non-Federal Contribution figures for Grants to States based on yearly figures rounded to the nearest \$10,000. Federal funding data for "Grants to States, Libraries," are from the IMLS Applications and Awards Management System (AAMS). Data about number of projects for "Grants to States, Libraries" are from the State Program Report (SPR) system. "Non-Federal Contributions" for "Grants to States, Libraries" are as reported in state/territory Financial Status Reports (FSR) via hardcopy for FY 2011-2013 and in the SPR system for FY 2014-2015. Data about "Competitive Awards to Museums & Libraries" are from IMLS AAMS.
- Grants to State Library Administrative Agencies (SLAA):** "Grants to States Awards (LSTA)" data are from IMLS AAMS. For more information about the IMLS Grants to States Program visit: <https://www.imls.gov/grants/grants-states>. The statutory "maintenance of effort" requirement helps ensure that federal support results in an increased level of library services within the state and that federal dollars do not replace state support over time. Data described in "Grants to States Project Objectives" and "Grants to States Project Awards by Grantee Library Type" charts were reported by states/territories in the SPR system. The majority of states reported this data through the online SPR system beginning in FY 2014; 17 states reported FY 2013 data through this system during its piloting phase. Wisconsin did not participate in this pilot. Focal areas are associated with project goals. Definitions of SPR Focal Areas are:
  - Institutional Capacity: Add, improve or update a library function or operation in order to further its effectiveness.
  - Information Access: Improve users' access to information.
  - Lifelong Learning: Improve users' knowledge or abilities beyond basic access to information.
  - Human Services: Improve users' ability to apply information that furthers their personal, family or household circumstances.
  - Employment and Economic Development: Improve users' ability to apply information that furthers the status of their jobs and/or businesses.
  - Civic Engagement: Improve users' ability to engage in their communities.
- Competitive Awards to Museums and Libraries:** Data are from IMLS AAMS, for more information visit: <https://www.imls.gov/grants>. For more information on National Medal for Museum and Library Service, see <https://www.imls.gov/issues/national-initiatives/national-medal-museum-and-library-service>.
- All Organizations Receiving Competitive Awards:** Data are from IMLS AAMS, for more information about competitive awards visit: <https://www.imls.gov/grants>.
- Other Museum-Related Programs:** Data are from reports to IMLS from the operators of the CAP and MAP programs. For more information on the MAP program visit: <https://www.imls.gov/grants/available/museum-assessment-program-map>. For more information on the CAP program visit: <https://www.imls.gov/grants/available/collections-assessment-preservation-program-cap>.
- Map data:** "Public Library Outlet" locations are from the FY 2014 Public Libraries Survey (PLS). "Libraries & Museums Receiving Awards or Support, FY 2011 - FY 2016" are from IMLS AAMS. Data on "LSTA Grants to States" are from SPR.

## Data Tables

### Grants to States Awards (LSTA): FY 2011-2016

FY 2011	FY 2012	FY 2013	FY 2014	FY 2015	FY 2016
\$2.95 million	\$2.86 million	\$2.75 million	\$2.84 million	\$2.66 million	\$2.67 million

### Grants to States Project Award Objectives: FY 2014-2015

*Percentage of projects that include the selected focus area (categories are not mutually exclusive and may sum to greater than 100%)*

Human Services	Economic Development	Civic Engagement	Institutional Capacity	Information Access	Lifelong Learning
8%	2%	4%	28%	30%	28%

### Grants to States Project Awards by Grantee Library Type: FY 2011-2015

*Percentage of projects that are administered at the selected library type*

Public Library	SLAA	Special Library	Academic Library	School Library	Other Library
89%	10%	0%	0%	0%	1%

### Geographic Distribution of IMLS Funds in Wisconsin

*Number of public library outlets*

Public Library Outlets Count	466
------------------------------	-----

*Number of counties receiving LSTA Grants to States resources*

Up to \$50,000	46
\$50,001 - \$100,000	10
\$100,001 - \$250,000	13
Over \$250,000	3

*Number of recipients of library and museum awards or support*

Up to \$50,000	45
\$50,001 - \$100,000	8
\$100,001 - \$250,000	16
Over \$250,000	5