

# Alaska

## Institute of Museum and Library Services Funding Report: FY 2011 - 2016

The Institute of Museum and Library Services (IMLS) helps ensure that all Americans have access to museum, library, and information services. IMLS is an independent grantmaking agency and the primary source of federal support for the nation's approximately 123,000 libraries and 35,000 museums. The agency supports innovation, lifelong learning, and entrepreneurship, enabling museums and libraries to deliver services that make it possible for communities and individuals to thrive.

### IMLS Investments

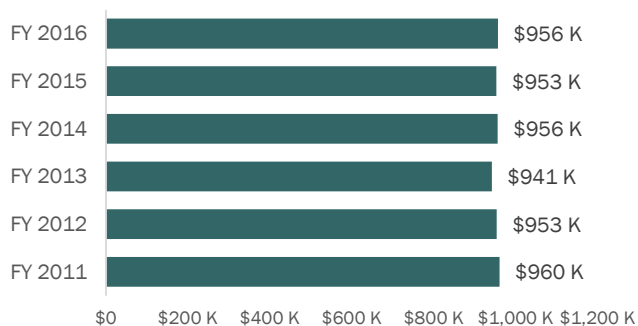
IMLS Investments: FY 2011-2016

	# Projects or Awards	Federal Funding	% of Federal \$	Non-Federal Contribution \$	Total \$
Grants to States, Libraries	217 *	\$5,719,227	46%	\$4,780,000 *	\$10,499,227
Competitive Awards to Museums & Libraries	219	\$6,585,146	54%	\$3,580,271	\$10,165,417
<b>Total</b>	<b>436</b>	<b>\$12,304,373</b>	<b>100%</b>	<b>\$8,360,271</b>	<b>\$20,664,644</b>

\* FY 2016 data for the Grants to States, Libraries count of projects and non-federal contribution are not yet available. Figures shown here only include FY 2011-2015.

### Grants to State Library Administrative Agencies

Grants to States Awards (LSTA):  
FY 2011-2016

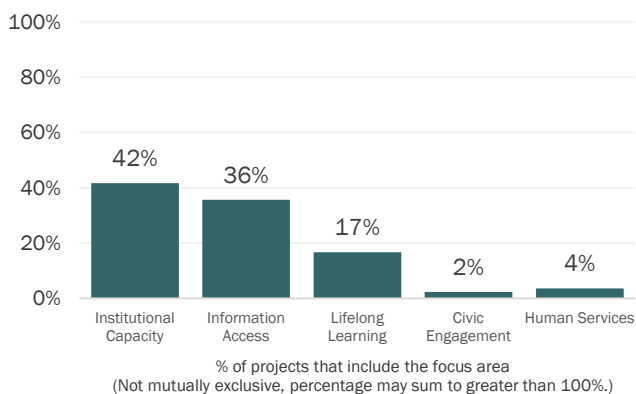


The Library Grants to States Program, supported by the Library Services and Technology Act (LSTA), is IMLS's largest program and provides grants to every state using a population-based formula. State Library Administrative Agencies (SLAAs) provide IMLS with a five-year plan and use subawards and statewide projects to improve library services.

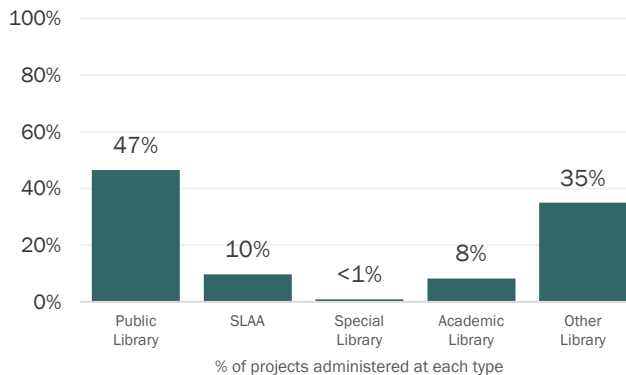
In FY 2014, IMLS's \$956k grant to the SLAA leveraged approximately \$556k in support from the state that year for library services through the SLAA.

Between FY 2013-2015, nearly half of Alaska's projects (42%) focused on improving libraries' institutional capacity. Over one-third of projects (36%) aimed to improve patrons' information access, while almost 20 percent focused on improving patrons' lifelong learning, including formal education, general knowledge, and skills. Nearly half (47%) of these projects were administered at public libraries.

Alaska Grants to States Project Award Objectives: FY 2013-2015



Alaska Grants to States Project Awards by Grantee Library Type: FY 2011-2015



## Competitive Awards to Museums and Libraries

IMLS administers competitive grant programs that help museums and libraries offer learning experiences, support community and civic engagement, care for collections, and provide digital access to content. More than \$6.5 million was awarded through 219 grants to libraries and museums in Alaska in FY 2011-2016, including a National Medal for Museum and Library Service.

Competitive Awards: FY 2011-2016

Sector	# of Awards	Federal \$	% of Federal \$	Non-Federal Contribution \$	Total \$
Libraries	194	\$4,410,393	67%	\$696,392	\$5,106,785
Museums	25	\$2,174,753	33%	\$2,883,879	\$5,058,632
<b>Total</b>	<b>219</b>	<b>\$6,585,146</b>	<b>100%</b>	<b>\$3,580,271</b>	<b>\$10,165,417</b>

## All Organizations Receiving Competitive Awards

For details about each award, see the *Awarded Grants Search* at <https://www.ims.gov/grants/awarded-grants>

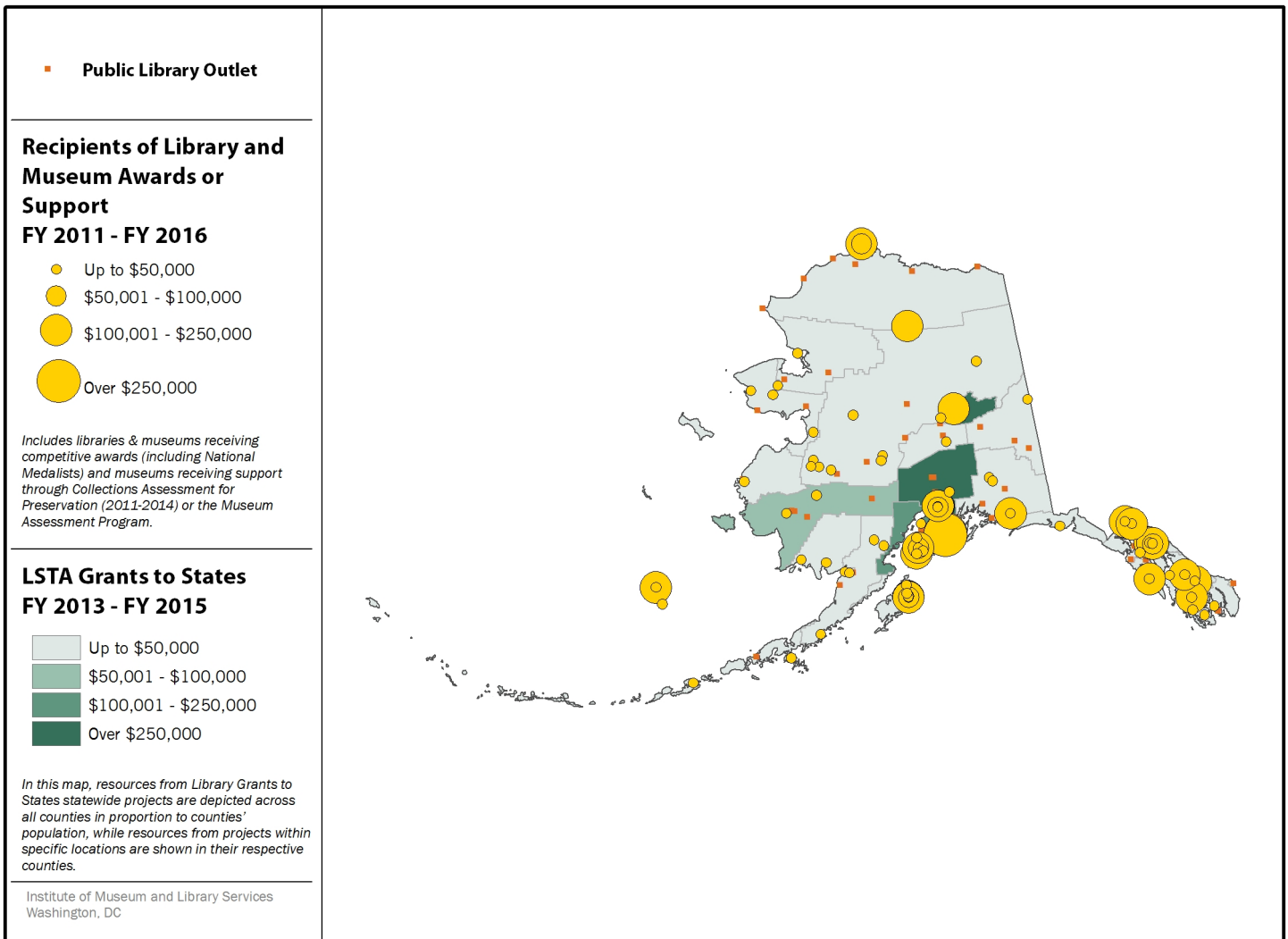
- Ahтна Incorporated—Glennallen, AK
- Alaska State Library—Juneau, AK
- Aleutian Pribilof Islands Association, Inc.—Anchorage, AK
- Anchorage Museum Association—Anchorage, AK
- Aniak Traditional Council—Aniak, AK
- Anvik Traditional Council—Anvik, AK
- Arctic Slope Regional Corporation—Barrow, AK
- Cantwell Village Council—Cantwell, AK
- Chickaloon Native Village—Chickaloon, AK
- Chilkat Indian Village—Haines, AK
- Chilkoot Indian Association—Haines, AK
- City of Craig—Craig, AK
- Craig Community Association (IRA)—Craig, AK
- Curyung Tribal Council—Dillingham, AK
- Grayling IRA Council—Grayling, AK
- Holy Cross Village Council, Holy Cross Tribe—Holy Cross, AK
- Hoonah Tribe Association—Hoonah, AK
- Huna Totem Corporation—Juneau, AK
- Hydaburg Cooperative Association (IRA)—Hydaburg, AK
- Iguigig Tribal Village Council—King Salmon, AK
- Kenaitze Indian Tribe, IRA—Kenai, AK
- Ketchikan Indian Corporation—Ketchikan, AK
- Kodiak Area Native Association—Kodiak, AK
- Kodiak Historical Society—Kodiak, AK
- Koniag, Inc.—Anchorage, AK
- Leisnoi Village (aka Woody Island)-Leisnoi—Kodiak, AK
- Lime Village—Mc Grath, AK
- Louden Village (aka Galena)—Galena, AK
- McGrath Native Village Council—Mc Grath, AK
- Naknek Native Village—Naknek, AK
- Native Village of Afognak—Kodiak, AK
- Native Village of Chignik Lagoon—Chignik Lagoon, AK
- Native Village of Council—Nome, AK
- Native Village of Eagle—Eagle, AK
- Native Village of Eyak—Cordova, AK
- Native Village of Fort Yukon—Fort Yukon, AK
- Native Village of Kluti Kaah—Copper Center, AK
- Native Village of Kotzebue—Kotzebue, AK
- Native Village of Koyuk—Koyuk, AK
- Native Village of Mary's Igloo—Teller, AK
- Native Village of Nanwalek—Nanwalek, AK
- Native Village of Napaimute—Bethel, AK
- Native Village of Unalakleet—Unalakleet, AK
- Nenana Native Association—Nenana, AK
- Nikolai Edzeno Village Council—Nikolai, AK
- Ninilchik Village—Ninilchik, AK
- Nome Eskimo Community—Nome, AK
- Nondalton Village—Nondalton, AK
- North Slope Borough—Barrow, AK
- Organized Village of Kake—Kake, AK
- Organized Village of Kasaan (IRA)—Ketchikan, AK
- Orutsararmuit Traditional Native Council—Bethel, AK
- Ounalashka Corporation—Unalaska, AK
- Ouzinkie Tribal Council—Ouzinkie, AK
- Pedro Bay Village Council—Pedro Bay, AK
- Petersburg Indian Association—Petersburg, AK
- Port Graham Village Council—Port Graham, AK
- Port Lions Traditional Tribal Council—Port Lions, AK
- Pratt Museum—Homer, AK
- Pribilof Islands/St. George Island—St. George, AK
- Qagan Tayagungin Tribe of Sand Point Village—Sand Point, AK
- Scammon Bay Traditional Council—Scammon Bay, AK
- Sealaska Corporation—Juneau, AK
- Seldovia Village Tribe—Seldovia, AK
- Seward Association for the Advancement of Marine Science—Seward, AK
- Shageluk Native Village (IRA)—Shageluk, AK
- Shoonaq' Tribe of Kodiak—Kodiak, AK
- Sitka Tribe of Alaska (IRA)—Sitka, AK
- Traditional Village of Togiak—Togiak, AK
- Tribal Government of St. Paul Island (Aleut Community of St. Paul)—Saint Paul Island, AK
- University of Alaska, Fairbanks—Fairbanks, AK
- Wrangell Cooperative Association—Wrangell, AK
- Yakutat Tlingit Tribe—Yakutat, AK

## Museum Assessment Programs

IMLS funds two museum assessment programs benefiting thousands of primarily small and medium-sized museums. First offered in 1981, the Museum Assessment Program (MAP) helps museums strengthen operations, plan for the future, and meet professional standards. The Collections Assessment for Preservation (CAP) program, initially launched in 1990, provides museums with an analysis of the condition of their collections and building systems to improve the long term care of these community resources. The Alaska museums participating in MAP or CAP since FY 2011 are:

- Alaska Museum of Science & Nature—Anchorage, AK
- Inupiat Heritage Center—Barrow, AK
- Ketchikan Museums—Ketchikan, AK
- Maxine & Jesse Whitney Museum—Valdez, AK
- Seldovia Museum—Seldovia, AK
- Seward Community Library & Museum—Seward, AK
- Simon Paneak Memorial Museum—Anaktuvuk Pass, AK
- Sitka Historical Society—Sitka, AK
- University of Alaska Museum of the North—Fairbanks, AK
- Wrangell Museum—Wrangell, AK

## Geographic Distribution of IMLS Funds in Alaska



Geographic Distribution of IMLS Funds in Alaska (see below heading "Data Tables" for underlying data)

## Data Sources and Notes

1. **IMLS Investments:** Non-Federal Contribution figures for Grants to States based on yearly figures rounded to the nearest \$10,000. Federal funding data for "Grants to States, Libraries," are from the IMLS Applications and Awards Management System (AAMS). Data about number of projects for "Grants to States, Libraries" are from the State Program Report (SPR) system. "Non-Federal Contributions" for "Grants to States, Libraries" are as reported in state/territory Financial Status Reports (FSR) via hardcopy for FY 2011-2013 and in the SPR system for FY 2014-2015. Data about "Competitive Awards to Museums & Libraries" are from IMLS AAMS.
2. **Grants to State Library Administrative Agencies (SLAA):** "Grants to States Awards (LSTA)" data are from IMLS AAMS. For more information about the IMLS Grants to States Program visit: <https://www.imls.gov/grants/grants-states>. The statutory "maintenance of effort" requirement helps ensure that federal support results in an increased level of library services within the state and that federal dollars do not replace state support over time. Data described in "Grants to States Project Objectives" and "Grants to States Project Awards by Grantee Library Type" charts were reported by states/territories in the SPR system. The majority of states reported this data through the online SPR system beginning in FY 2014; 17 states reported FY 2013 data through this system during its piloting phase. Alaska participated in the piloting of the SPR in FY 2013. Focal areas are associated with project goals. Definitions of SPR Focal Areas are:
  - Institutional Capacity: Add, improve or update a library function or operation in order to further its effectiveness.
  - Information Access: Improve users' access to information.
  - Lifelong Learning: Improve users' knowledge or abilities beyond basic access to information.
  - Human Services: Improve users' ability to apply information that furthers their personal, family or household circumstances.
  - Employment and Economic Development: Improve users' ability to apply information that furthers the status of their jobs and/or businesses.
  - Civic Engagement: Improve users' ability to engage in their communities.
3. **Competitive Awards to Museums and Libraries:** Data are from IMLS AAMS, for more information visit: <https://www.imls.gov/grants>. For more information on National Medal for Museum and Library Service, see <https://www.imls.gov/issues/national-initiatives/national-medal-museum-and-library-service>.
4. **All Organizations Receiving Competitive Awards:** Data are from IMLS AAMS, for more information about competitive awards visit: <https://www.imls.gov/grants>.
5. **Other Museum-Related Programs:** Data are from reports to IMLS from the operators of the CAP and MAP programs. For more information on the MAP program visit: <https://www.imls.gov/grants/available/museum-assessment-program-map>. For more information on the CAP program visit: <https://www.imls.gov/grants/available/collections-assessment-preservation-program-cap>.
6. **Map data:** "Public Library Outlet" locations are from the FY 2014 Public Libraries Survey (PLS). "Libraries & Museums Receiving Awards or Support, FY 2011 - FY 2016" are from IMLS AAMS. Data on "LSTA Grants to States" are from SPR.

## Data Tables

Grants to States Awards (LSTA): FY 2011-2016

FY 2011	FY 2012	FY 2013	FY 2014	FY 2015	FY 2016
\$960,008	\$952,947	\$941,340	\$955,925	\$952,890	\$956,117

Grants to States Project Award Objectives: FY 2013-2015

*Percentage of projects that include the selected focus area (categories are not mutually exclusive and may sum to greater than 100%)*

Human Services	Economic Development	Civic Engagement	Institutional Capacity	Information Access	Lifelong Learning
4%	0%	2%	42%	36%	17%

Grants to States Project Awards by Grantee Library Type: FY 2011-2015

*Percentage of projects that are administered at the selected library type*

Public Library	SLAA	Special Library	Academic Library	School Library	Other Library
47%	10%	1%	8%	0%	35%

Geographic Distribution of IMLS Funds in Alaska

*Number of public library outlets*

Public Library Outlets Count	102
------------------------------	-----

*Number of counties receiving LSTA Grants to States resources*

Up to \$50,000	23
\$50,001 - \$100,000	1
\$100,001 - \$250,000	1
Over \$250,000	4

*Number of recipients of library and museum awards or support*

Up to \$50,000	190
\$50,001 - \$100,000	8
\$100,001 - \$250,000	20
Over \$250,000	1