

Updated December 2015

Mining the State Program Report (SPR)



Old SPR Searching

- <http://spr.imls.gov/>
- Includes online manual that covers Search Options A and B (pp. 28-33)
- Both options available from Reports tab

IMLS State Program Report

Search Selection

[Continue](#)
[Help](#)


Please select a search type then press the continue button:

a) Search using state and fiscal year (Simple Search).

b) Search using multiple fields (Advanced Search).

Search Option A

Report Search Option a - Microsoft Internet Explorer



INSTITUTE of MUSEUM and LIBRARY SERVICES

IMLS State Program Report

Report Search Option a

[Back](#) [Search](#) [Help](#)

Please select a state and fiscal year to run this report for. After a state has been selected, the page will reload to update the available fiscal years.

State:

Fiscal Year:

Option A: Report Example

Arizona State Program Report Summary

Fiscal Year 2003



Version: 2

Allotment: \$2,807,829

Total Projects: 72 Total LSTA Funds Expended: \$2,807,829

	Project # / %	LSTA Funds \$ / %
Statewide	27 / 38%	\$1,876,920 / 67%
Partnership	47 / 65%	\$1,361,645 / 48%
Exemplary	11 / 15%	\$384,727 / 14%
OBE-Related	33 / 46%	\$905,655 / 32%

Section 1 | Grant Award Summary

Public Library Grants

Number of Libraries Submitting: 26

Number of Applications: 47

Total Requested: \$818,655

Total Libraries Receiving Grants: 26

Total Number of Grants Funded: 45

Total Awarded: \$765,099

Parent Libraries Receiving Grants: 0

Parent Number of Grants Funded: 0

Child Libraries Receiving Grants: 0

Child Number of Grants Funded: 0

Parent/Child Total Awarded: \$0

Single Libraries Receiving Grants: 26

Single Number of Grants Funded: 45

Single Total Awarded: \$765,099

Search Option B

- Enables searching reports by criteria, including:
 - Keyword
 - State goals
 - LSTA purpose
 - Primary/secondary users
 - Primary/secondary services
 - Statewide, exemplary, and more

Search Option B

Report Search Option b

[Back](#)[Search](#)[Help](#)

Please select a state and fiscal year to run this report for, all other fields are optional. After a state has been selected, the page will reload to update the available fiscal years.

State:

Alaska

Fiscal Year: 2003

6565-From 10/1/6564 To 9/30/6566 ▲

2004-From 10/1/2003 To 9/30/2005

2003-From 10/1/2002 To 9/30/2004

2002-From 10/1/2001 To 9/30/2003 ▼

Keywords:

Please select one or more text fields to search if you have entered keywords:

- Project Title
- Project Outcomes
- Anecdotal Info

- Project Purpose
- Other Results
- Exemplary Reason

Option B: Keyword

- Keyword search **babies**

Back Search

Please select a state and fiscal year to run this report for, all other fields are optional. *A* has been selected, the page will reload to update the available fiscal years.

State:

Arizona

Fiscal Year: 2003

2004-From 10/1/2003 To 9/30/2005
2003-From 10/1/2002 To 9/30/2004
2002-From 10/1/2001 To 9/30/2003
2001-From 10/1/2000 To 9/30/2002

Keywords:

babies

Please select one or more text fields to search if you have entered keywords:

- Project Title
- Project Outcomes
- Anecdotal Info
- Project Purpose
- Other Results
- Exemplary Reason

Option B: Keyword

- Check relevant projects then “Continue”



Please select the projects you wish to display on the final report by checking the checkbox next to the project.

Select	Project Code	Title (* = Parent Project)	Library	LSTA Funds	Ex	Start Date	End Date
<input type="checkbox"/>	2003-AZ-10558	Bonding With Baby	Phoenix Public Library	\$25,000	Y	10/17/2003	7/30/2004
<input type="checkbox"/>	2003-AZ-10561	Healthy Babies/Healthy Readers	Parker Public Library	\$6,998	N	10/17/2003	7/30/2004

A horizontal navigation bar with a dark green background and light green buttons. The buttons are labeled 'Continue' and 'Help'.

Option B: Reports

- Output options:
 - Report
 - Excel

Field Selection and Sort Criteria

Back Show Report Help

Please select the fields you wish to show on your report.
You may also select the fields you wish to sort by from this page.

Available Fields:

- Anecdotal Info
- Cash Match
- Email
- End Date
- Exemplary
- Exemplary Reason
- IMLS Primary Performance
- IMLS Secondary Performance
- In Kind Contributions
- Library Building
- Library Name
- LSTA Funds Expended
- Project Outputs
- Project Purpose
- Secondary Services
- Secondary Users
- Start Date
- State Goal
- Statewide
- Total Cost

Primary Sort:
None

Secondary Sort:
None

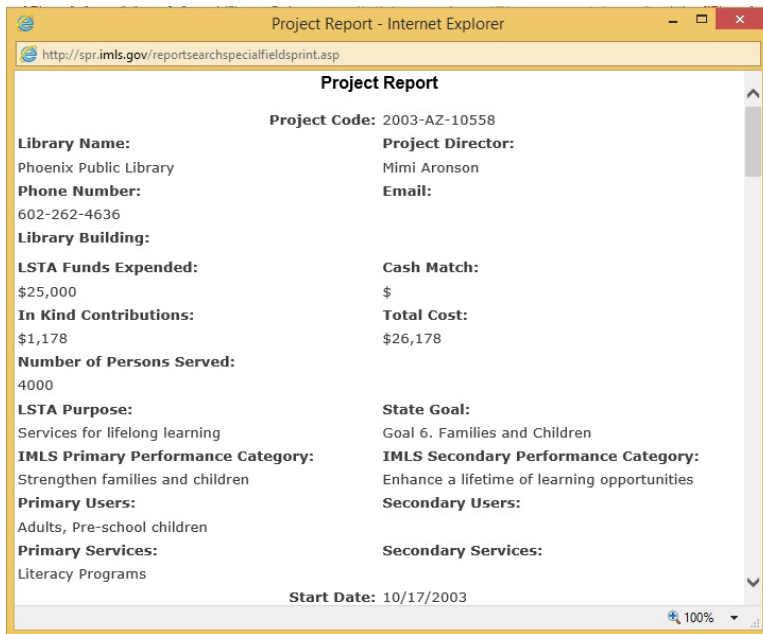
Tertiary Sort:
None

Output Type:
Report
Excel

Show Report Help

Option B: Reports

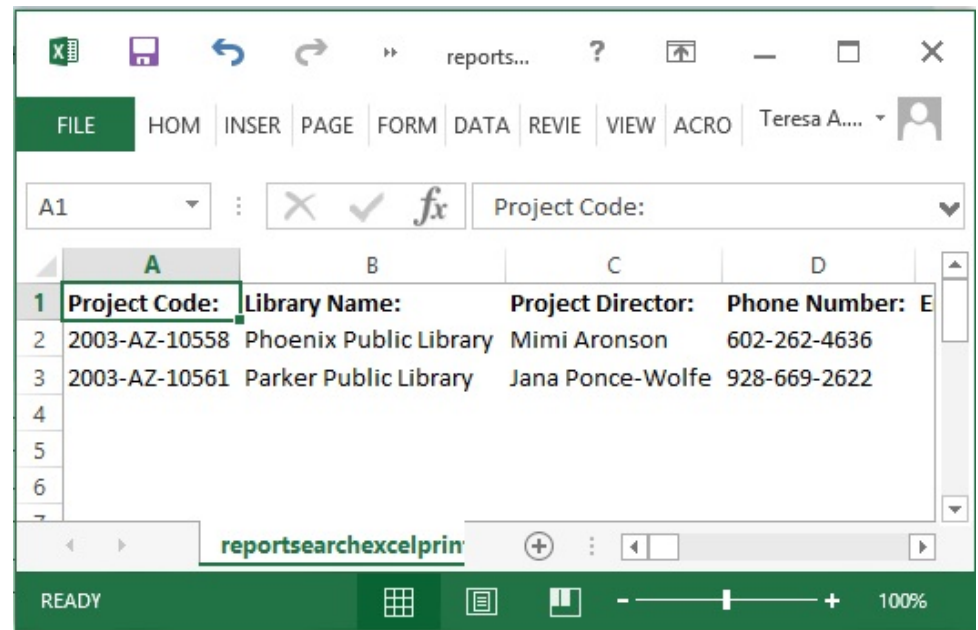
■ Output options:



The screenshot shows a web browser window titled "Project Report - Internet Explorer" with the URL <http://spr.ims.gov/reportsearchspecialfieldsprint.asp>. The page displays a "Project Report" for Project Code 2003-AZ-10558. The report is organized into two columns of key-value pairs.

Project Report	
Library Name: Phoenix Public Library	Project Director: Mimi Aronson
Phone Number: 602-262-4636	Email:
Library Building:	
LSTA Funds Expended: \$25,000	Cash Match: \$
In Kind Contributions: \$1,178	Total Cost: \$26,178
Number of Persons Served: 4000	
LSTA Purpose: Services for lifelong learning	State Goal: Goal 6. Families and Children
IMLS Primary Performance Category: Strengthen families and children	IMLS Secondary Performance Category: Enhance a lifetime of learning opportunities
Primary Users: Adults, Pre-school children	Secondary Users:
Primary Services: Literacy Programs	Secondary Services:
Start Date: 10/17/2003	

Report



The screenshot shows a Microsoft Excel spreadsheet with the data from the report above. The spreadsheet has columns A, B, C, and D, and rows 1 through 7. The data is as follows:

	A	B	C	D
1	Project Code:	Library Name:	Project Director:	Phone Number: E
2	2003-AZ-10558	Phoenix Public Library	Mimi Aronson	602-262-4636
3	2003-AZ-10561	Parker Public Library	Jana Ponce-Wolfe	928-669-2622
4				
5				
6				
7				

Excel

Option B: Controlled Vocabulary

Primary Users:

Adults
Children
Institutionalized persons
Library staff and volunteers

And

Primary Users:

People with special needs
Pre-school children
Public library trustees
Rural populations

And

Secondary Users:

Blind and visually-impaired persons
Deaf and hearing-impaired persons
Developmentally disabled
Disadvantaged children

And

Primary Service:

Continuing Education for the Public
Cultural Heritage Programs
Digitization and Digital Library Projects
Economic Development

And

Statewide And

Exemplary And

Secondary Service:

Adaptive technology
Adult literacy
After school programs
Bookmobile services

Option B: Caveat

- GIGO (garbage in, garbage out)
 - How carefully did you prepare the project reports your state input into the SPR?
 - Were you consistent in linking projects to appropriate Goals, User, and Services terms?

Option B: Five-Year Evaluation

- Search key elements of projects that supported your Five-Year Plan
 - State Goals
 - Users: Primary and Secondary
 - Services: Primary and Secondary